
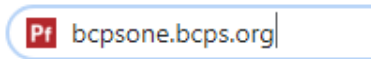







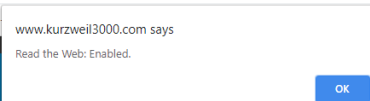




Accessing Kurzweil

Kurzweil provides text to speech support and can be accessed from any device with internet connection.
Kurzweil is available to all BCPS students.

Kurzweil Universal Library

Open the Chrome Browser	
Go to bcpstone.bcps.org	
Log in to BCPSOne with the student's BCPS credentials	
Select Instructional and Productivity Tools	
Scroll down and select Kurzweil Education . You may be asked to enter your BCPS credentials again.	
This will open the Kurzweil online home page. Here you can access the BCPS Universal Library or upload materials from your computer/other locations.	

Kurzweil Read the Web

If the student needs text reader support for online resources, you can select Enable Read the Web at the bottom of the Kurzweil home page.	
Once this has been selected, a window will open indicating that Read the Web was enabled. Select OK .	
Open a new tab in the internet browser and navigate to your website. Click on the Read the Web icon in the browser bar on the top right.	
The Read the Web toolbar will appear. On the website, click on the text you want to read.	
Select the Play button to have the selection read aloud.	
Once you have finished reading, click on the Read the Web icon again to close out this feature/toolbar.	

Questions? Call or email Envision Technology at 800-582-5051 or vsteis@aol.com or by contacting Assistive Technology at kdwyer@bcps.org.